
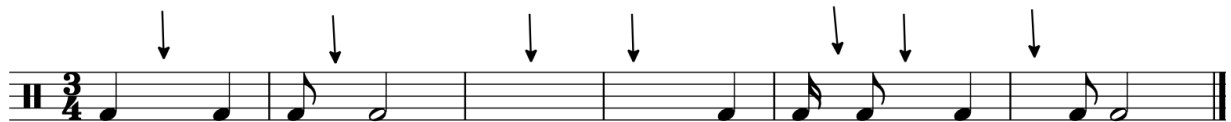

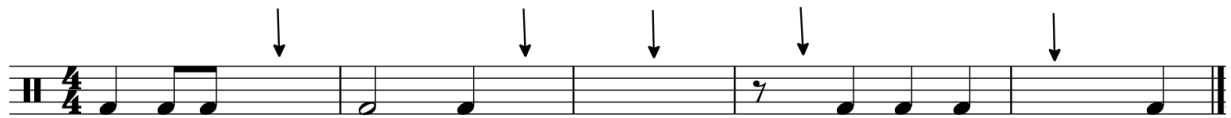


Name: _____

Assignment # 1: Notes, Rests, and Barlines

1. "Writing Notes." Directions: In the blanks (indicated by an arrow), place one note to complete the measures.



2. **“Writing Rests.”** Directions: In the blanks (indicated by an arrow), place one rest to complete the measures.

The image shows six musical staves, each with a different time signature and a sequence of notes. Arrows point to blank spaces in the staves, indicating where a rest should be placed to complete the measure.

- Staff 1:** Time signature $\frac{3}{4}$. Notes: quarter, quarter, quarter, quarter, quarter, quarter, quarter, quarter, quarter, quarter. Arrows point to the blank space in the 2nd, 3rd, 4th, 5th, 6th, 7th, and 8th measures.
- Staff 2:** Time signature C . Notes: quarter, quarter, quarter, quarter, quarter, quarter, quarter, quarter, quarter, quarter. Arrows point to the blank space in the 2nd, 3rd, 4th, 5th, 6th, 7th, 8th, and 9th measures.
- Staff 3:** Time signature $\frac{3}{16}$. Notes: quarter, quarter, quarter, quarter, quarter, quarter, quarter, quarter, quarter, quarter. Arrows point to the blank space in the 2nd, 3rd, 4th, 5th, 6th, 7th, 8th, and 9th measures.
- Staff 4:** Time signature $\frac{2}{8}$. Notes: quarter, quarter, quarter, quarter, quarter, quarter, quarter, quarter, quarter, quarter. Arrows point to the blank space in the 2nd, 3rd, 4th, 5th, 6th, 7th, and 8th measures.
- Staff 5:** Time signature $\frac{2}{2}$. Notes: quarter, quarter, quarter, quarter, quarter, quarter, quarter, quarter, quarter, quarter. Arrows point to the blank space in the 2nd, 3rd, 4th, and 8th measures.
- Staff 6:** Time signature $\frac{4}{4}$. Notes: quarter, quarter, quarter, quarter, quarter, quarter, quarter, quarter, quarter, quarter. Arrows point to the blank space in the 2nd, 3rd, 4th, 5th, 6th, 7th, and 8th measures.

3. “Barlines.” Directions: Insert barlines to create complete time signatures in the given meters.

