


Name: \_\_\_\_\_


## **Assignment # 1: Basic Notation: Noteheads, Clefs, Ledger Lines**

1. **“Drawing Noteheads.” Directions:** Draw the indicated noteheads on the staves.


Draw five open (white) note heads, one on each line.




Draw four open (white) note heads, one on each space.



Draw five filled in (black) note heads, one on each line.




Draw four filled in (black) note heads, one on each space.




2. **“Drawing Clefs.” Directions:** Draw the indicated clefs on the staves.


Draw six treble clefs.




Draw six bass clefs.



Draw six alto clefs.




Draw six tenor clefs.




3. **“Drawing Ledger Lines.”** Directions: Draw the indicated number of ledger lines above and below the staves. Do not include noteheads.


Draw one ledger line above and one ledger line below the staff.




Draw two stacked ledger lines above and two stacked ledger lines below the staff.



Draw three stacked ledger lines above and three stacked ledger lines below the staff.




Draw four stacked ledger lines above and four stacked ledger lines below the staff.




4. **“Drawing Ledger Lines with Noteheads.”** Directions: Draw the indicated number of stacked ledger lines above and below the staves. This time, include noteheads on the highest and lowest ledger line.


Draw noteheads with one ledger line above and one ledger line below the staff.



Draw noteheads with two stacked ledger lines above and two stacked ledger lines below the staff.



Draw noteheads with three stacked ledger lines above and three ledger lines below the staff.



Draw noteheads with four stacked ledger lines above and four stacked ledger lines below the staff.

