

Chord Symbols with Extensions


Name: _____

PART 1: Basic chord symbols


- Write a basic chord symbol for the *triad or seventh chord* that is the foundation of the chord.
- **Ignore any extensions and alterations.**
- All chords are in root position.

The first chord has been completed for you as an example.


① Bmi⁷ ② _____ ③ _____ ④ _____ ⑤ _____



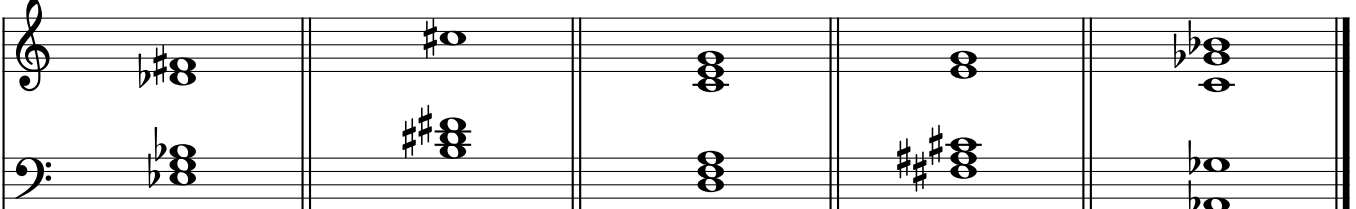
⑥ _____ ⑦ _____ ⑧ _____ ⑨ _____ ⑩ _____



⑪ _____ ⑫ _____ ⑬ _____ ⑭ _____ ⑮ _____



⑯ _____ ⑰ _____ ⑱ _____ ⑳ _____



Chord Symbols with Extensions

PART 3: Realizing chord symbols

- Notate the indicated chords, unvoiced and in root position.
 - Include any requested extensions and alterations.
- The first chord has been completed for you as an example.

31 **D13** 32 **E^b(add6)** 33 **B^b+7** 34 **F11** 35 **B_MA⁹**

36 **C7(b13)** 37 **A^b7(#11)** 38 **C#Ø9** 39 **E13sus⁴** 40 **A⁹**