



# Half and Whole Steps in Staff Notation


Name: \_\_\_\_\_


## PART 1: Half steps above


Write the note a half step **above** each given note. The first exercise has been completed for you as an example.


① 


② 


③ 


④ 


⑤ 

⑥ 

⑦ 


⑧ 


⑨ 


⑩ 


## PART 2: Half steps below


Write the note a half step **below** each given note. The first exercise has been completed for you as an example.


① 


② 


③ 


④ 


⑤ 

⑥ 

⑦ 

⑧ 

⑨ 

⑩ 

### PART 3: Whole steps above

Write the note a whole step **above** each given note. The first exercise has been completed for you as an example.

Exercises 11 through 20, all in bass clef. Exercise 11 is completed as an example.

11: Bass clef, F# (first space), G# (second space) — completed.

12: Bass clef, F# (first space).

13: Bass clef, Gb (second space).

14: Bass clef, Gb (second space).

15: Bass clef, Ab (third line).

16: Bass clef, Ab (third line).

17: Bass clef, Ab (third line).

18: Bass clef, A# (third line).

19: Bass clef, A# (third line).

20: Bass clef, B (third space).

### PART 4: Whole steps below

Write the note a whole step **below** each given note. The first exercise has been completed for you as an example.

Exercises 21 through 30, all in treble clef. Exercise 21 is completed as an example.

21: Treble clef, F# (first space), G# (second space) — completed.

22: Treble clef, Gb (second space).

23: Treble clef, Gb (second space).

24: Treble clef, Gb (second space).

25: Treble clef, A# (third line).

26: Treble clef, A# (third line).

27: Treble clef, Ab (third line).











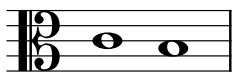




28: Treble clef, A# (third line).

29: Treble clef, Ab (third line).

30: Treble clef, B (third space).

## PART 5: Identifying whole and half steps

In the blank below each example, write a letter indicating whether the interval between the two notes is a half step (H), whole step (W), or neither (N). The first exercise is completed for you as an example.

 ③① <u>  H  </u>	 ③② <u>          </u>	 ③③ <u>          </u>	 ③④ <u>          </u>	 ③⑤ <u>          </u>
 ③⑥ <u>          </u>	 ③⑦ <u>          </u>	 ③⑧ <u>          </u>	 ③⑨ <u>          </u>	 ④⑩ <u>          </u>
 ④① <u>          </u>	 ④② <u>          </u>	 ④③ <u>          </u>	 ④④ <u>          </u>	 ④⑤ <u>          </u>

## PART 6: Half and whole steps in a melodic context

Below is a melodic excerpt from "Razzle Dazzle" (Chicago, 1974), transposed to C major. In the recording, this phrase begins at 0:31.


- Find all half steps and connect them with an H and two angled lines:  $\wedge$
- Find all whole steps and connect them with a W and a square bracket:  $\lceil$

The first few are identified for you as an example.



Recording

**Swing**



1 2 3 4 5 6  
Give'em the old ho-cus po-cus...

7 8 9 10 11 12  
13 14 15 16