

Major Key Signatures A

Name: _____

PART 1: Identifying key signatures

Identify the following major key signatures. The first exercise is completed for you as an example.

① Ab major _____	② _____	③ _____	④ _____
⑤ _____	⑥ _____	⑦ _____	⑧ _____
⑨ _____	⑩ _____	⑪ _____	⑫ _____

PART 2: Writing key signatures

- Write the following major key signatures.
 - Be sure to use the appropriate order and octave placement of sharps/flats, paying attention to clef.
- The first exercise is completed for you as an example.



⑬ B major 	⑭ Eb major 	⑮ G major 	⑯ A major
⑰ D major 	⑱ F major 	⑲ C# major 	⑳ Bb major
㉑ F# major 	㉒ Ab major 	㉓ E major 	㉔ Gb major

PART 3: Writing scales with key signatures

- Given a key signature, notate the corresponding major scale.
- Write the name of the scale in the blank.

The first exercise is completed for you as an example.

B \flat major




PART 4: Writing scales in a mismatched key context

Below, you are deliberately given a key signature that **does not** match the requested scale.


- Notate the requested scale on the staff.
- Apply the necessary accidentals.

The first exercise is completed for you as an example.


D major



B major



F major



A major

