

# Major Key Signatures B

Name: \_\_\_\_\_

## PART 1: Identifying key signatures

Identify the following major key signatures. The first exercise is completed for you as an example.

①  Bb major _____	②  _____	③  _____	④  _____
⑤  _____	⑥  _____	⑦  _____	⑧  _____
⑨  _____	⑩  _____	⑪  _____	⑫  _____

## PART 2: Writing key signatures

- Write the following major key signatures.
  - Be sure to use the appropriate order and octave placement of sharps/flats, paying attention to clef.
- The first exercise is completed for you as an example.



⑬ D major 	⑭ Bb major 	⑮ Db major 	⑯ F major 
⑰ G major 	⑱ A major 	⑲ B major 	⑳ Eb major 
㉑ E major 	㉒ Cb major 	㉓ Ab major 	㉔ F# major 

## PART 3: Writing scales with key signatures

- Given a key signature, notate the corresponding major scale.
- Write the name of the scale in the blank.

The first exercise is completed for you as an example.

**B $\flat$  major**




## PART 4: Writing scales in a mismatched key context

Below, you are deliberately given a key signature that **does not** match the requested scale.


- Notate the requested scale on the staff.
- Apply the necessary accidentals.

The first exercise is completed for you as an example.


**D major**



**B $\flat$  major**



**G major**



**E $\flat$  major**

