

# Major Scales A


Treble/Bass only

Name: \_\_\_\_\_


## PART 1: Writing scales

Notate the following major scales using accidentals (not key signatures), ascending only.

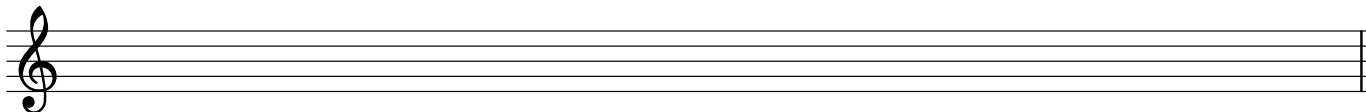
① A $\flat$  major




② F major




③ C $\sharp$  major




④ E $\flat$  major



⑤ G major



⑥ E major



## PART 2: Writing scale degrees

- Given a major key context and scale degree, write the appropriate note on the staff.
- Use accidentals as necessary (not key signatures).

The first exercise has been completed for you as an example.

<b>7</b>  F: supertonic	<b>8</b>  B: $\hat{7}$	<b>9</b>  D: $\hat{4}$	<b>10</b>  E $\flat$ : $\hat{6}$	<b>11</b>  A: dominant
<b>12</b>  F $\sharp$ : $\hat{2}$	<b>13</b>  B $\flat$ : $\hat{3}$	<b>14</b>  G: submediant	<b>15</b>  D $\flat$ : $\hat{7}$	<b>16</b>  E: $\hat{5}$

## PART 3: Identifying scale degrees by number

- Given a key context and a note, name the scale degree number.
- Include the caret symbol above the number to show that it is a scale degree.

The first exercise has been completed for you as an example.

<b>17</b>  E $\flat$ : <u><math>\hat{3}</math></u>	<b>18</b>  G: _____	<b>19</b>  D: _____	<b>20</b>  D $\flat$ : _____	<b>21</b>  F: _____
--	---------------------------	---------------------------	------------------------------------	---------------------------

## PART 4: Identifying scale degrees by name

- Given a key context and a note, name the scale degree with its name.

The first exercise has been completed for you as an example.

<b>22</b>  E: <u>submediant</u>	<b>23</b>  A: _____	<b>25</b>  D $\flat$ : _____	<b>26</b>  A $\flat$ : _____
---------------------------------------	---------------------------	------------------------------------	------------------------------------