

# Major Scales B


---

Name: \_\_\_\_\_


## PART 1: Writing scales

Notate the following major scales using accidentals (not key signatures), ascending only.


① B $\flat$  major




② A major




③ F $\sharp$  major




④ D $\flat$  major



⑤ B major



⑥ D major

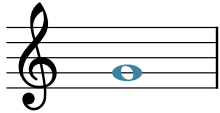


## PART 2: Writing scale degrees

- Given a major key context and scale degree, write the appropriate note on the staff.
- Use accidentals as necessary (not key signatures).

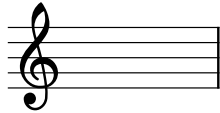
The first exercise has been completed for you as an example.

⑦

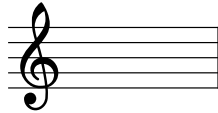


F: supertonic

⑧

E:  $\hat{4}$ 


⑨

D $\flat$ :  $\hat{6}$ 


⑩

A:  $\hat{3}$ 


⑪

E $\flat$ : leading tone


⑫

A $\flat$ :  $\hat{2}$ 

⑬


F $\sharp$ :  $\hat{5}$ 

⑭




G: subdominant

⑮

B:  $\hat{7}$ 

⑯


B $\flat$ :  $\hat{6}$ 

## PART 3: Identifying scale degrees by number


- Given a key context and a note, name the scale degree number.
- Include the caret symbol above the number to show that it is a scale degree.

The first exercise has been completed for you as an example.

⑰


E $\flat$ :  $\hat{3}$ 

⑱




G: \_\_\_\_\_

⑲


A $\flat$ : \_\_\_\_\_

⑳



A: \_\_\_\_\_

㉑


B $\flat$ : \_\_\_\_\_

## PART 4: Identifying scale degrees by name

- Given a key context and a note, name the scale degree with its name.

The first exercise has been completed for you as an example.

⑳


C $\sharp$ : submediant

㉑




D: \_\_\_\_\_

㉒

D $\flat$ : \_\_\_\_\_

㉓



E: \_\_\_\_\_