


Name: \_\_\_\_\_


## Accidentals

1. **“Drawing Accidentals.”** Directions: Write the indicated accidentals and note heads on the staves.


Draw five sharps and open (white) note heads, one on each line.




Draw four flats and open (white) note heads, one on each space.




Draw five naturals and open (white) note heads, one on each line.



Draw four double sharps and open (white) note heads, one on each space.




Draw five double flats and open (white) note heads, one on each line.




2. **“Drawing Ledger Lines with Noteheads and Accidentals.”** Directions: Draw the indicated number of stacked ledger lines above and below the staves, along with open (white) noteheads and accidentals.


Draw two open (white) noteheads with sharps, one on a ledger line above and one on a ledger line below the staff.




Draw two open (white) noteheads with flats, one two stacked ledger lines above and one two stacked ledger lines below the staff.



Draw two open (white) noteheads with naturals, one three stacked ledger lines above and one three stacked ledger lines below the staff.



Draw two open (white) noteheads with double sharps, one four stacked ledger lines above and one four stacked ledger lines below the staff.



Draw two open (white) noteheads with double flats, one five stacked ledger lines above and one five stacked ledger lines below the staff.

