






MuseScore Keyboard Shortcuts Cheat

- Windows users: press **ctrl** where you see a command symbol ⌘
- All MuseScore keyboard shortcuts can be viewed and changed in Preferences > Shortcuts.
- You can enter everything by typing at the computer keyboard. This has a small learning curve but will make you much faster at entering music.
- Select rhythms and accidentals first. Then, type the letter of the note you want (or **0** for a rest).

General

add instruments	I
toggle note entry mode on/off	N
move cursor to current position (for playback)	Y
play (playback)	spacebar
time signature	T
key signature	K
clef	Y
condense note spacing	{
expand note spacing	}
show/hide mixer	F10
properties (inspector)	F8

Note entry

	3
	4
	5
	6
	7
split duration into a triplet	⌘3
rhythm dot	.
tie	T
flat	-
natural	=
sharp	+
enter note	A - G
enter rest	0
add note to chord	⇧A - ⇧G
add interval to chord	⇧1 - ⇧9
move note by octave	⌘↑ / ⌘↓
move up/down by half-step	↑ / ↓
respell note	enter
delete note	⌘ⓧ
delete measure	⌘ⓧ

Expression

cresc. hairpin	H
decresc. hairpin	⇧H
slur	S
staccato	⇧S
accent	⇧V
marcato	⇧O
tenuto	⇧N
browse symbol palette	Z

Text

chord symbols	⌘K
lyrics	⌘L
plain text (for technique, etc.)	⌘T
expression text (cresc., ad lib., dolce, etc.)	⌘E
Roman numerals	