

Chord Symbols with Extensions


Name: _____

PART 1

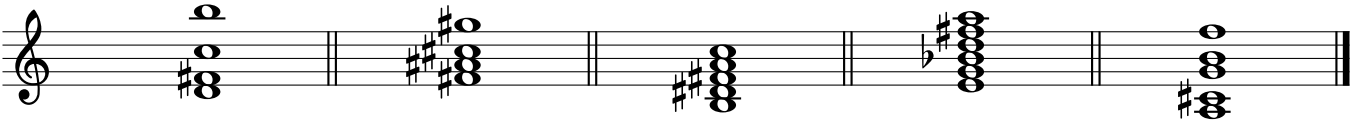
Write a basic chord symbol for the *triad or seventh chord* that is the foundation of the chord.

- Ignore any extensions and alterations.
- Assume suspended chords would have a major third.
- All chords are in root position.


① _____ ② _____ ③ _____ ④ _____ ⑤ _____




⑥ _____ ⑦ _____ ⑧ _____ ⑨ _____ ⑩ _____



⑪ _____ ⑫ _____ ⑬ _____ ⑭ _____ ⑮ _____



⑯ _____ ⑰ _____ ⑱ _____ ⑲ _____ ⑳ _____



Chord Symbols with Extensions

PART 2

- In the *upper blank*, write a basic chord symbol for the triad or seventh chord that is the foundation of the chord, ignoring any extensions and alterations. Assume suspended chords would have a major third.
- In the *lower blank*, write a detailed chord symbol that includes the extensions and alterations.
- All chords are in root position.
- The first chord has been completed for you as an example.

21 F7 22 _____ 23 _____ 24 _____ 25 _____

Exercise 21: F7 chord in root position (F4, A4, C5, E5).

Exercise 22: Triad in root position (F#4, A4, C5).

Exercise 23: Triad in root position (F4, A4, C5).

Exercise 24: Triad in root position (F4, A4, C5).

Exercise 25: Triad in root position (F#4, A4, C5).

26 _____ 27 _____ 28 _____ 29 _____ 30 _____

Exercise 26: F7 chord in root position (F4, A4, C5, E5).

Exercise 27: Triad in root position (F4, A4, C5).

Exercise 28: Triad in root position (F4, A4, C5).

Exercise 29: Triad in root position (F#4, A4, C5).


Exercise 30: Triad in root position (F4, A4, C5).

Chord Symbols with Extensions

PART 3

Notate the indicated chords, unvoiced and in root position.

- ③① **D13** ③② **E^b(add6)** ③③ **B^b+7** ③④ **F11** ③⑤ **B_MA⁹**



- ③⑥ **C7(b13)** ③⑦ **A^b(#11)** ③⑧ **C#ø9** ③⑨ **E13sus⁴** ④⑩ **A⁹**

